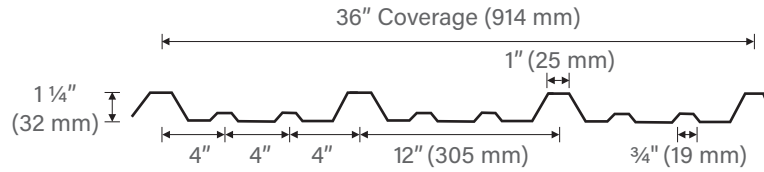


Berridge "R" Panel Load Chart

OPEN FRAMING



R- Panel Section Properties Based on 24 Gauge 40 K.S.I.

	I_x (in ⁴ /ft)	S_x (in ³ /ft)	M_A (in*kip/ft)
Positive Bending	0.0554	0.0575	1.38
Negative Bending	0.0536	0.0567	1.36

NOTES:

- 1) Values based on the 2007 edition of AISI.
- 2) Values shown above are for the panel alone.

Recommended Load (psf)

Panel WT = 1.3 psf

Span (ft)	Net Vertical Dead + Live Load						Net Vertical Wind Uplift					
	1-Span		2-Span		3-Span		1-Span		2-Span		3-Span	
	Stress	Defl (L/240)	Stress	Defl (L/240)	Stress	Defl (L/240)	Stress	Defl (L/240)	Stress	Defl (L/240)	Stress	Defl (L/240)
3.0	101	134	99	319	116	250	102	130	103	319	120	250
4.0	56	57	55	134	65	105	58	55	59	134	68	105
5.0	36	29	35	69	41	54	37	28	38	69	44	54

NOTES:

- 1) The panel weight has been deducted from the allowable stress value.
- 2) The values shown above are for the panel alone.
- 3) Values based on the 2007 edition of AISI.

Open Framing on 16 ga Steel Support

(Galvalume Substrate)

Gauge of Panel	Detail	Construction No.	Spacing (in)	Fastener	Fastener Quantity	Allowable (psf)	Ultimate (psf)
24	A	30	60	#14 HWH	1	52.50	105
24	B	161	60	#12-14 HWH	1	52.50	105
24	B	79	60	#14 HWH	1	52.50	105

NOTES:

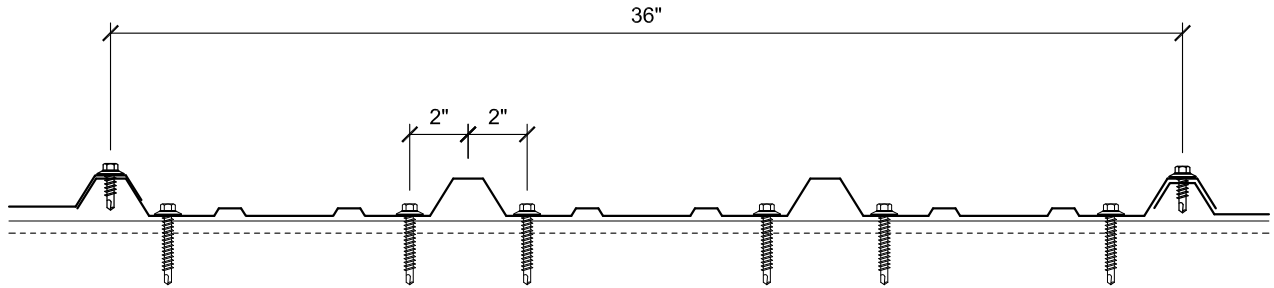
- 1) All results determined through UL90 Construction #30, 79, and 161 Certifications.
- 2) All fasteners to be longlife fasteners with noeprene washers.
- 3) Stitch fasten panels together using (1) 12-14 Hex-head Self-drilling fastener @ 20" on center.



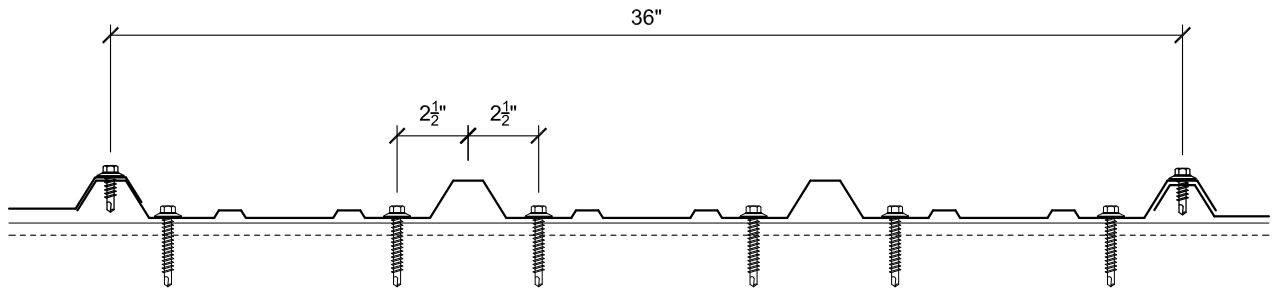
CORPORATE HEADQUARTERS

2610 Harry Wurzbach Road
 San Antonio, TX 78209
 (800) 669-0009
 www.Berridge.com

Detail A



Detail B



CORPORATE HEADQUARTERS

2610 Harry Wurzbach Road

San Antonio, TX 78209

(800) 669-0009

www.Berridge.com

All information subject to change without notice. See website for details, specifications and Watertightness Warranty requirements.

© Berridge Manufacturing Company 2019 • 800-669-0009 • www.berridge.com