

## BERRIDGE WTW FREQUENTLY ASKED QUESTIONS

<b>1</b>	<p><b>Q:</b> <i>What do I need to do to get a watertightness warranty from Berridge?</i>  <b>A:</b> Review the steps on the previous page.</p>
<b>2</b>	<p><b>Q:</b> <i>What needs to be submitted to Berridge for watertightness warranty projects?</i>  <b>A:</b> Roofer/Contractor needs to submit the following items pertaining to the roof: Architectural Plans, General Notes of Structural Drawings, Specifications, a completed watertightness warranty application form, (2) sets of shop drawings, installer standard 2-year roof warranty, and a job reference list of a minimum of 10 projects. The credit department will require current financial statements for watertightness warranty approval. Submit current financial statement at the earliest opportunity as not to delay watertightness warranty approval.</p>
<b>3</b>	<p><b>Q:</b> <i>What is Berridge looking for in a shop drawing submittal from the roofer/contractor?</i>  <b>A:</b> Berridge must have a roof plan of the project, with each detail called out on the roof plan, along with each of the details pertaining to the roof plan. The shop drawings may be hand drawn or done in AutoCAD. A shop drawing checklist stating requirements is available online under Warranties &gt; Frequently Asked Questions.</p>
<b>4</b>	<p><b>Q:</b> <i>How is the review of the roofer/contractor shop drawings performed?</i>  <b>A:</b> All submitted shop drawings are reviewed based on the Berridge's Typical Installation details found at <a href="http://www.berridge.com">www.berridge.com</a></p>
<b>5</b>	<p><b>Q:</b> <i>What details are warrantable by Berridge for a watertightness warranty?</i>  <b>A:</b> Berridge will warrant any of the Typical Installation details posted on our website.</p>
<b>6</b>	<p><b>Q:</b> <i>What if I have a detail not listed in the Berridge Typical Installation details?</i>  <b>A:</b> The roofer/contractor must submit the detail in question to Berridge for approval, in which Berridge will respond in writing back to the roofer/contractor with a decision.</p>
<b>7</b>	<p><b>Q:</b> <i>Does Berridge offer manufacturer's shop drawings?</i>  <b>A:</b> Yes, Berridge does offer manufacturer's shop drawings. This service is provided for a fee. This fee is based on the complexity of the project. Use form on page 55 to request this service.</p>
<b>8</b>	<p><b>Q:</b> <i>Where can I obtain a Berridge watertightness warranty application form?</i>  <b>A:</b> You can find the warranty application online under Warranties &gt; Watertightness Warranty Application.</p>
<b>9</b>	<p><b>Q:</b> <i>Does Berridge perform watertightness warranty inspections?</i>  <b>A:</b> Yes, typically two watertightness warranty inspections are performed on each watertightness warranty project. An inspection checklist stating requirements is available on the Berridge web site.</p>
<b>10</b>	<p><b>Q:</b> <i>How do I set up a watertightness warranty inspection?</i>  <b>A:</b> Upon approval of the project for a watertightness warranty, contact information for the inspector will be provided. The inspector will need to be contacted at least two weeks in advance of the requested inspection date.</p>
<b>11</b>	<p><b>Q:</b> <i>Does Berridge have a roofer/contractor certification program?</i>  <b>A:</b> Yes, Berridge provides a Roof Training Seminar. Cost is \$350/attendee. Visit <a href="http://www.berridge.com">www.berridge.com</a> for more information.</p>
<b>12</b>	<p><b>Q:</b> <i>What warranty durations are offered By Berridge?</i>  <b>A:</b> 2YR, 5YR, 10YR, 15YR, and 20YR. Full System (20YR-NDL) and Single Source Warranties are also available.</p>
<b>13</b>	<p><b>Q:</b> <i>What does a Berridge watertightness warranty cover?</i>  <b>A:</b> Berridge watertightness warranties cover the materials provided by Berridge, and the installation of those materials.</p>
<b>14</b>	<p><b>Q:</b> <i>What roof panel systems are warranted?</i>  <b>A:</b> Tee-Panel, Curved Tee-Panel, High Seam Tee-Panel, Tee-Lock, Cee-Lock, Zee-Lock, Curved Zee-Lock, Double Lock Zee-Lock, Batten Seam Panel, and Spanish Tile systems.</p>
<b>15</b>	<p><b>Q:</b> <i>What wall panel systems are warranted?</i>  <b>A:</b> The Berridge Watertightness Warranty Program is primarily for metal roof applications. Consult Berridge for watertightness warranties for wall panel systems. Plans and specifications must be submitted to Berridge for review and approval prior to bid date.</p>

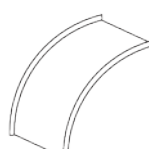





### BERRIDGE MANUFACTURING COMPANY

2610 Harry Wurzbach Road | San Antonio, TX 78209 | 800-669-0009 | Fax 210-650-0379

Visit [www.Berridge.com](http://www.Berridge.com) for the most up-to-date information.

All information herein subject to change without notice. For technical assistance please contact Berridge.

## BERRIDGE WTW FREQUENTLY ASKED QUESTIONS

<b>16</b>	<p><b>Q:</b> <i>Is the vinyl weatherseal required for a watertightness warranty?</i>  <b>A:</b> Yes, Berridge Vinyl Weatherseal is required.</p>																						
<b>17</b>	<p><b>Q:</b> <i>What panel systems require Berridge Vinyl Weatherseal?</i>  <b>A:</b> Tee-Panel, Curved Tee-Panel, Tee-Lock, Cee-Lock, Zee-Lock, and Curved Zee-Lock panel systems require the Vinyl Weatherseal. Note, the Berridge Double Lock Zee-Lock and Zee-Lock with Batten are NOT available with Vinyl Weatherseal.</p>																						
<b>18</b>	<p><b>Q:</b> <i>What panel systems require the use of the continuous rib?</i>  <b>A:</b> Cee-Lock, Zee-Lock, and Double Lock Zee-Lock panel systems require the use of the continuous rib.</p>																						
<b>19</b>	<p><b>Q:</b> <i>What underlayment materials are approved by Berridge for a watertightness warranty?</i>  <b>A:</b> Underlayment materials approved by Berridge for a watertightness warranty include – Tamko Tile &amp; Metal Underlayment (75 mil), Tamko TW Underlayment (40 mil), Mid-States Asphalt Quik-Stick HT Pro (60 mil), Soprema Lastobond Shield HT (40 mil), Grace Ice &amp; Watershield (40 mil), Grace Ultra (30 mil), Grace Ice &amp; Water Shield HT (40 mil), MFM Ultra HT Wind &amp; Water Seal (45 mil), Polyglass Polystick MTS (60 mil), and 30# felt with Berridge felt caps. Note that any underlayment not listed above will require prior approval in writing from Berridge before use.</p>																						
<b>20</b>	<p><b>Q:</b> <i>What is the minimum slope to use 30# felt?</i>  <b>A:</b> 3:12 is the minimum slope that 30# felt can be used. A 3:12 or less roof slope will require 2 layers of 30# felt, or 1 layer of a Berridge approved peel &amp; stick shield product. Underlayment details are provided at <a href="http://www.berridge.com">www.berridge.com</a>.</p>																						
<b>21</b>	<p><b>Q:</b> <i>When is a Berridge approved peel &amp; stick product required?</i>  <b>A:</b> A Berridge approved peel &amp; stick shield is required at all curved and tapered roof applications, and should be used at all critical areas such as hips, skylights, valleys, ridges, dormers, rake edges (gables), eaves, low slope areas, and slope changes or tie-ins. A Berridge approved peel &amp; stick shield product may be substituted for the 2 layers of 30# felt on slopes 3:12 or less.</p>																						
<b>22</b>	<p><b>Q:</b> <i>Can I put a Berridge approved peel &amp; stick over 30# felt?</i>  <b>A:</b> No, a Berridge approved peel &amp; stick should be applied to the roof deck first, and then 30# felt may be applied if needed.</p>																						
<b>23</b>	<p><b>Q:</b> <i>What sealants are approved by Berridge for a watertightness warranty?</i>  <b>A:</b> Tremco Spectrem 1, Pecora 890 NST, DOW 790, Duralink, Titebond Metal Roof Sealant, and Triangle APS 500. Any sealant not listed will require prior approval in writing from Berridge before use.</p>																						
<b>24</b>	<p><b>Q:</b> <i>How long will it take to get an alternate product, i.e. underlayment or sealant, approved for a watertightness warranty?</i>  <b>A:</b> Berridge will need to test the products abilities for use with our metal roofing products. Usually the testing duration will take up to and beyond the exposure limits of the product.</p>																						
<b>25</b>	<p><b>Q:</b> <i>What is the minimum slope requirement for a Berridge watertightness warranty?</i>  <b>A:</b> Minimum slope requirement is 3:12. Consult Berridge on roof slopes less than 3:12.</p>																						
<b>26</b>	<p><b>Q:</b> <i>What are the minimum radii of Berridge curved roof panels?</i></p> <table border="1" style="width: 100%; border-collapse: collapse;"> <thead> <tr> <th style="width: 40%;">Panel System</th> <th colspan="2" style="width: 20%;">Convex</th> <th colspan="2" style="width: 20%;">Concave</th> </tr> </thead> <tbody> <tr> <td>Curved Tee-Panel</td> <td style="width: 15%;">Min. 4'</td> <td rowspan="5" style="width: 5%; text-align: center; vertical-align: middle;"></td> <td style="width: 15%;">Min. 6'</td> <td rowspan="5" style="width: 5%; text-align: center; vertical-align: middle;"></td> </tr> <tr> <td>Curved High Seam Tee-Panel (1" Legs)</td> <td>Min. 5'</td> <td>Min. 8'</td> </tr> <tr> <td>Curved High Seam Tee-Panel (1-1/2" Legs)</td> <td>Min. 8'</td> <td>NA</td> </tr> <tr> <td>Curved Zee-Lock (Single Lock)</td> <td>Min. 20'</td> <td>NA</td> </tr> <tr> <td>Curved Zee-Lock (Double Lock)</td> <td>Consult BMC</td> <td>NA</td> </tr> </tbody> </table>	Panel System	Convex		Concave		Curved Tee-Panel	Min. 4'		Min. 6'		Curved High Seam Tee-Panel (1" Legs)	Min. 5'	Min. 8'	Curved High Seam Tee-Panel (1-1/2" Legs)	Min. 8'	NA	Curved Zee-Lock (Single Lock)	Min. 20'	NA	Curved Zee-Lock (Double Lock)	Consult BMC	NA
Panel System	Convex		Concave																				
Curved Tee-Panel	Min. 4'		Min. 6'																				
Curved High Seam Tee-Panel (1" Legs)	Min. 5'		Min. 8'																				
Curved High Seam Tee-Panel (1-1/2" Legs)	Min. 8'		NA																				
Curved Zee-Lock (Single Lock)	Min. 20'		NA																				
Curved Zee-Lock (Double Lock)	Consult BMC		NA																				

### BERRIDGE MANUFACTURING COMPANY

2610 Harry Wurzbach Road | San Antonio, TX 78209 | 800-669-0009 | Fax 210-650-0379

Visit [www.Berridge.com](http://www.Berridge.com) for the most up-to-date information.

All information herein subject to change without notice. For technical assistance please contact Berridge.

## BERRIDGE WTW FREQUENTLY ASKED QUESTIONS

<b>27</b>	<p><b>Q:</b> <i>What roof applications are not warrantable applications for the Berridge Watertightness Warranty Program?</i></p> <p><b>A:</b> Custom sheet metal roof applications such as domes, tapered panels or roof designs with drainage problems are not warrantable applications for the Berridge Watertightness Warranty Program.</p>
<b>28</b>	<p><b>Q:</b> <i>Why are 2 clips required at the eave or at the end of any Tee-Panel or Curved Tee-Panel Snap-On Seam?</i></p> <p><b>A:</b> The 2 Tee-Clips aid in the holding capacity of the Snap-On Seam at the ends to prevent the seam from riding up over years of thermal movement in the panel system.</p>
<b>29</b>	<p><b>Q:</b> <i>Are 2 Tee-Clips required at a Snap-On Seam splice?</i></p> <p><b>A:</b> Yes, 2 Tee-Clips are required on both sides of the Snap-On seam splice, 2 clips above and 2 below the seam splice.</p>
<b>30</b>	<p><b>Q:</b> <i>Why are 2 clips required at the end of the panel for the Cee-Lock panel?</i></p> <p><b>A:</b> The 2 clips aid in the holding capacity of the panel at the ends to prevent the panel from riding up over years of thermal movement in the panel system.</p>
<b>31</b>	<p><b>Q:</b> <i>What clip spacing do I need to use for the Berridge Tee-Panel or Cee-Lock panel systems?</i></p> <p><b>A:</b> Clip spacing is job specific. Wind uplift requirements set forth in the project specifications will be the determining factor for the clip spacing on each project. Contact the Berridge Engineering Department at (800) 669-0009 for more information.</p>
<b>32</b>	<p><b>Q:</b> <i>Does Berridge offer engineering services?</i></p> <p><b>A:</b> Yes, Berridge does perform engineering services. This service is provided for a fee. Contact the Berridge Engineering Department at (800) 669-0009 for more information and use form on page 55 to request this service.</p>
<b>33</b>	<p><b>Q:</b> <i>How does the billing process work for the Berridge Watertightness Warranty Program?</i></p> <p><b>A:</b> A confirmation of order will be sent to you for the watertightness warranty fee. This confirmation of order must be signed and returned to the Berridge Warranty Department. It may be emailed to <a href="mailto:bmcwatertightdept@berridge.com">bmcwatertightdept@berridge.com</a>. Shop drawing review and on site inspections will not take place until the Watertightness Warranty Department has received a signed copy of this confirmation of order.</p> <ul style="list-style-type: none"> <li>• Once Berridge has received your signed confirmation of order, Berridge will invoice for 10 percent of the total warranty fee, to begin the Watertightness Warranty program procedures.</li> <li>• After the first Berridge field inspection, Berridge will invoice for 45 percent of the total warranty fee.</li> <li>• After the final Berridge field inspection, Berridge will invoice for 45 percent of the total warranty fee.</li> <li>• Payment for any warranty invoice will be due Net 30 Days from date of invoice; these invoices will age on the customer's account according to Berridge standard credit terms.</li> </ul>
<b>34</b>	<p><b>Q:</b> <i>When will the Berridge Watertightness Warranty certificate be issued to the roofing installer?</i></p> <p><b>A:</b> The Berridge Watertightness Warranty certificate will be issued to the roofing installer after ALL items listed below have been completed:</p> <ul style="list-style-type: none"> <li>• ALL photos requested by the Berridge field inspector have been received and approved.</li> <li>• The project has been approved in full by the Berridge Watertightness Warranty Department.</li> <li>• ALL invoices pertaining to the project must be paid in full, prior to issuance.</li> </ul>

8-15-2019

### BERRIDGE MANUFACTURING COMPANY

2610 Harry Wurzbach Road | San Antonio, TX 78209 | 800-669-0009 | Fax 210-650-0379

Visit [www.Berridge.com](http://www.Berridge.com) for the most up-to-date information.

All information herein subject to change without notice. For technical assistance please contact Berridge.