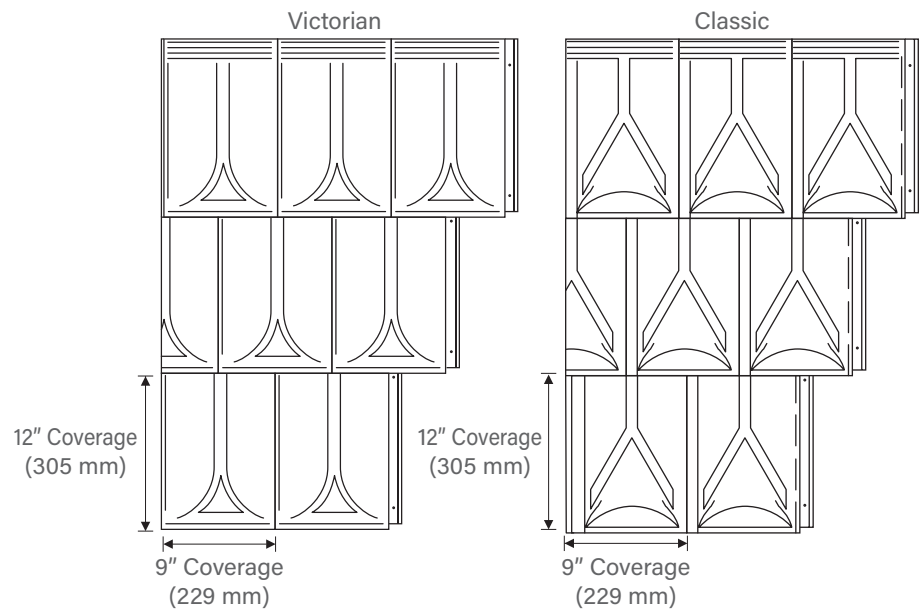


Berridge Victorian & Classic Shingles Load Chart

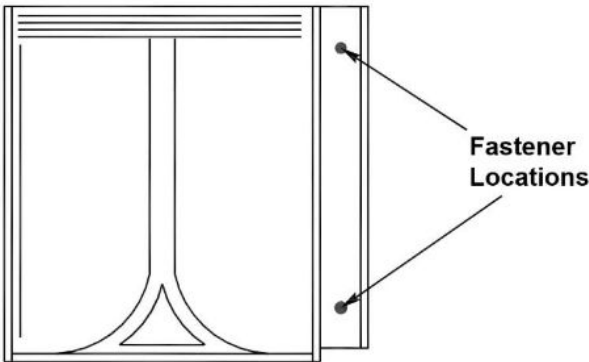
PLYWOOD



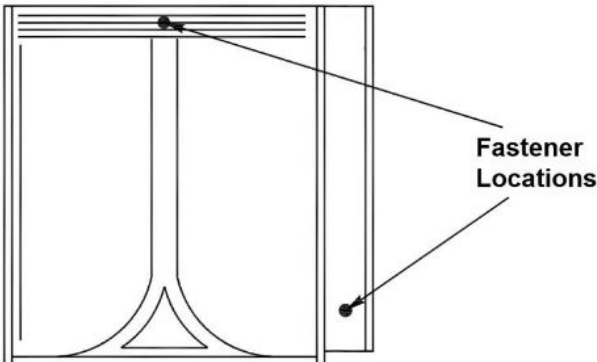
Plywood (Galvalume Substrate)						
Gauge of Panel	Sheathing (in)	Detail	Fastener	Fastener Quantity	Allowable (psf)	Ultimate (psf)
24	15/32	A	#10-9	2	123.50	247
24	19/32	A	#10-9	2	131	262
24	1/2	B	#12 Panhead	2	118.50	237

NOTES:
1) All test results determined through UL580/ UL1897 testing standards.

Detail A



Detail B



CORPORATE HEADQUARTERS
2610 Harry Wurzbach Road
San Antonio, TX 78209
(800) 669-0009
www.Berridge.com