


Berridge S-Deck Panel Load Chart

OPEN FRAMING



S-Deck Section Properties Based on 24 Gauge 40 K.S. I.		
	I_x (in ⁴ /ft)	M_A (ft*lbs/ft)
Top in Compression	0.0326	144.9
Bottom in Compression	0.0326	144.9

NOTES:

1) Values based on 1996 Edition of AISI.

S-Deck Section Properties Based on 22 Gauge 40 K.S. I.		
	I_x (in ⁴ /ft)	M_A (ft*lbs/ft)
Top in Compression	0.0408	180
Bottom in Compression	0.0408	180

NOTES:

1) Values based on 2007 Edition of AISI.

Open Framing on 16 ga Steel Support (Galvalume Substrate)							
Gauge of Panel	Detail	Spacing (in)	Panel Fastener	Stitch Fastener	Fastener Quantity	Allowable (psf)	Ultimate (psf)
24	A	30	#12-14 HWH	#12-14 HWH	1	190	380
24	A	36	#12-14 HWH	#12-14 HWH	1	167.50	335
24	B	42	#12-14 HWH	#12-14 HWH	1	145	290
24	B	48	#12-14 HWH	#12-14 HWH	1	122.50	245
24	B	54	#12-14 HWH	#12-14 HWH	1	100	200
24	B	60	#12-14 HWH	#12-14 HWH	1	77.50	155
(Aluminum Substrate)							
Gauge of Panel	Detail	Spacing (in)	Panel Fastener	Stitch Fastener	Fastener Quantity	Allowable (psf)	Ultimate (psf)
0.032	A	48	#12-14 HWH	1/4-14 HWH	1	83.25	166.50

NOTES:

- 1) All test results determined through ASTM E1592 testing standards.
- 2) **All** fasteners to be longlife fasteners with neoprene washers.
- 3) Stitch fasten panels together @ 12" on center.



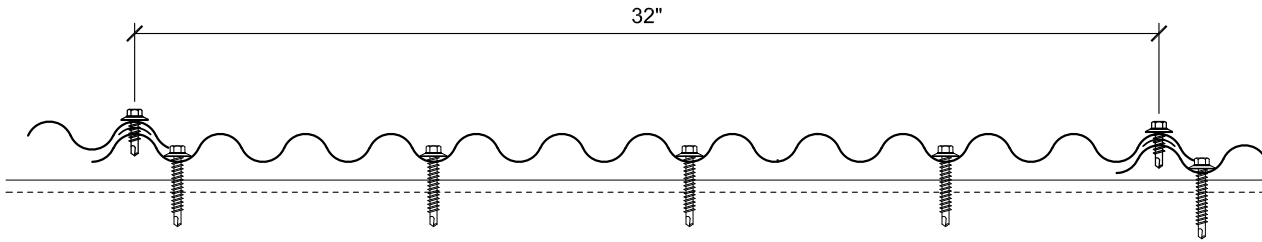
CORPORATE HEADQUARTERS

2610 Harry Wurzbach Road
 San Antonio, TX 78209
 (800) 669-0009
 www.Berridge.com

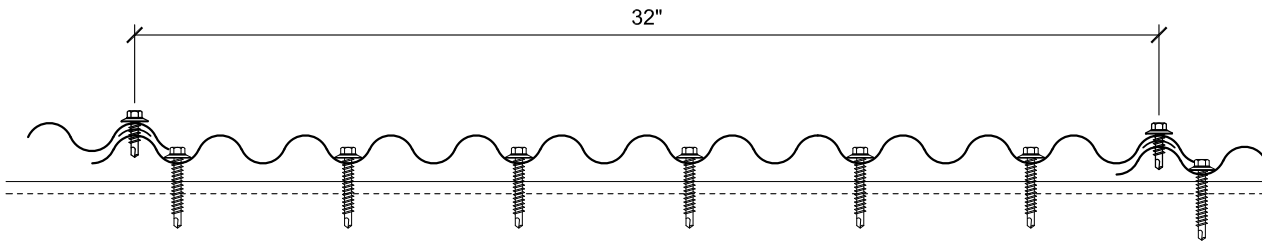
All information subject to change without notice. See website for details, specifications and Watertightness Warranty requirements.

© Berridge Manufacturing Company 2019 • 800-669-0009 • www.berridge.com

Detail A



Detail B



CORPORATE HEADQUARTERS

2610 Harry Wurzbach Road

San Antonio, TX 78209

(800) 669-0009

www.Berridge.com

All information subject to change without notice. See website for details, specifications and Watertightness Warranty requirements.

© Berridge Manufacturing Company 2019 • 800-669-0009 • www.berridge.com