



**BUILDING CODE COMPLIANCE OFFICE (BCCO)
PRODUCT CONTROL DIVISION**

**MIAMI-DADE COUNTY, FLORIDA
METRO-DADE FLAGLER BUILDING
140 WEST FLAGLER STREET, SUITE 1603
MIAMI, FLORIDA 33130-1563
(305) 375-2901 FAX (305) 375-2908**

NOTICE OF ACCEPTANCE (NOA)

**Berridge Manufacturing Co.
1720 Maury
Houston, TX. 77026-7199**

SCOPE:

This NOA is being issued under the applicable rules and regulations governing the use of construction materials. The documentation submitted has been reviewed by Miami-Dade County Product Control Division and accepted by the Board of Rules and Appeals (BORA) to be used in Miami Dade County and other areas where allowed by the Authority Having Jurisdiction (AHJ).

This NOA shall not be valid after the expiration date stated below. The Miami-Dade County Product Control Division (In Miami Dade County) and/or the AHJ (in areas other than Miami Dade County) reserve the right to have this product or material tested for quality assurance purposes. If this product or material fails to perform in the accepted manner, the manufacturer will incur the expense of such testing and the AHJ may immediately revoke, modify, or suspend the use of such product or material within their jurisdiction. BORA reserves the right to revoke this acceptance, if it is determined by Miami-Dade County Product Control Division that this product or material fails to meet the requirements of the applicable building code.

This product is approved as described herein, and has been designed to comply with the Florida Building Code including the High Velocity Hurricane Zone of the Florida Building Code.

DESCRIPTION: Berridge Manufacturing Company Curved Zee-Lock Panel with Continuous Clip

LABELING: Each unit shall bear a permanent label with the manufacturer's name or logo, city, state and following statement: "Miami-Dade County Product Control Approved", unless otherwise noted herein.

RENEWAL of this NOA shall be considered after a renewal application has been filed and there has been no change in the applicable building code negatively affecting the performance of this product.

TERMINATION of this NOA will occur after the expiration date or if there has been a revision or change in the materials, use, and/or manufacture of the product or process. Misuse of this NOA as an endorsement of any product, for sales, advertising or any other purposes shall automatically terminate this NOA. Failure to comply with any section of this NOA shall be cause for termination and removal of NOA.

ADVERTISEMENT: The NOA number preceded by the words Miami-Dade County, Florida, and followed by the expiration date may be displayed in advertising literature. If any portion of the NOA is displayed, then it shall be done in its entirety.

INSPECTION: A copy of this entire NOA shall be provided to the user by the manufacturer or its distributors and shall be available for inspection at the job site at the request of the Building Official.

This NOA consists of pages 1 through 5.

The submitted documentation was reviewed by Alex Tigera.



**NOA No 07-0831.10
Expiration Date: 12/06/12
Approval Date: 12/06/07
Page 1 of 5**

ROOFING SYSTEM APPROVAL:

Category: Roofing
Sub-Category: Metal, Panels (Non-Structural)
Material: Steel
Deck Type: Wood
Maximum Design Pressure: -174.25 psf. (See System Limitation #1)

TRADE NAMES OF PRODUCTS MANUFACTURED OR LABELED BY APPLICANT:

<u>Product</u>	<u>Dimensions</u>	<u>Test Specifications</u>	<u>Product Description</u>
Berridge Curved Zee-Lock Panel	L= various W = 16" Thickness 24ga. (.0245")	TAS 125	G-90 galvanized curved panels coated with various approved coatings Fluropon, Kynar, or Hylar.
Berridge Curved Zee-Rib Clip	L= continuous W = 1-3/8" High = 2" Thickness. 24ga (.0245")	TAS 125	G-90 galvanized curved clips coated with various approved coatings Fluropon, Kynar, or Hylar

EVIDENCE SUBMITTED:

<u>Test Agency</u>	<u>Test Identifier</u>	<u>Test Name/Report</u>	<u>Date</u>
Force Engineering & Testing, Inc.	49-0008T-07A-C	TAS-125	02/16/07
PRI Construction Materials	BMC-006-02-01	TAS-100	08/23/07
Valspar	Certified Laboratory Test Report	Physical Properties ASTM G 23	03/16/05
Valspar	Certified Laboratory Test Report	Physical Properties ASTM B 117	03/16/05



APPROVED ASSEMBLIES:

Deck Type: Wood, Non-insulated

Deck Description: 19/32" or greater plywood or wood plank

Slope Range: 2":12" or greater

Maximum Uplift See Table A Below

Deck Attachment: In accordance with applicable building code, but in no case shall it be less than # 8d x 2" galvanized ring shank roofing nails spaced 6" o.c at the roof perimeter and field. In reroofing, where the deck is less than 19/32" thick (Minimum 15/32") The above attachment method must be in addition to existing attachment.

Underlayment: Minimum underlayment shall be an ASTM D 226 Type II installed with a minimum 4" side-lap and 6" end-laps. Underlayment shall be fastened with corrosion resistant tin-caps and 1 1/4" annular ring-shank nails, spaced 6" o.c. at all laps and two staggered rows 12" o.c. in the field of the roll.
Apply a layer of Elk Versashield over the underlayment with 4" overlaps and 6" endlaps. Elk Versashield is to be tacked in place and held in position by the panel fastening.

Valleys: Valley construction shall be in compliance Roofing Application Standard RAS 133 and with Berridge Manufacturing Company's current published installation instructions.

Fire Barrier Board: Any approved fire barrier having a current NOA. Or for class A or B fire rating, install minimum 1/4" thick Georgia Pacific "Dens Deck" (with current NOA) or minimum 4mm thick of Tritex, RockRoof (with current NOA) or 5/8" water resistant type X gypsum sheathing with treated core and facer.

Metal Panels and Accessories: Install the Curved Zee Lock Panels including flashings penetrations, valleys, and accessories in compliance with Berridge Manufacturing Company's current, published installation instructions and in compliance with the minimum requirements detailed in Roofing Application Standard RAS 133.

1. Each roof panel is attached to the plywood substrate along its male rib using the approved clips (continuous, 24-ga). Each clip is attached to the substrate with one (1) corrosion resistant Buildex #12-11Type A corrosion resistant screw of sufficient length to penetrate through the sheathing a minimum of 3/16" at a spacing listed in **Table A** below.
2. Attach adjacent panel by placing the female rib over the male rib and clip. Standing seams shall be mechanically seamed to a full 180° seam. (Double Lock)

TABLE A		
MAXIMUM DESIGN PRESSURE		
	Field	Perimeter and Corner¹
Maximum Design Pressure	-101 psf	-174.25 psf
Maximum Fastener Spacing	16" o.c.	8" o.c.
1. Extrapolation shall not be allowed		

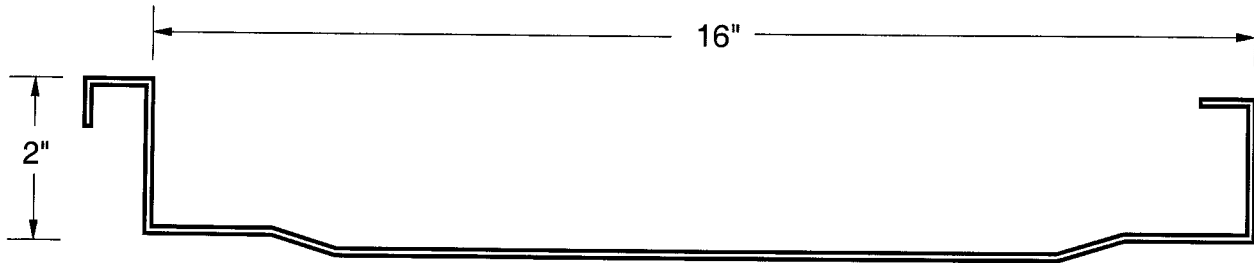


SYSTEM LIMITATIONS

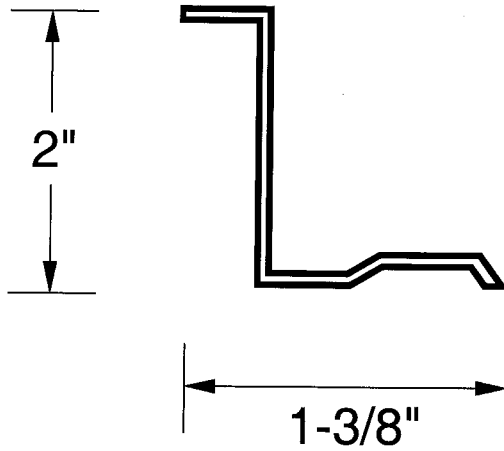
1. The maximum design pressure limitation listed herein shall be applicable to all roof pressure zones (i.e. field, perimeters, and corners). Neither rational analysis, nor extrapolation shall be permitted for enhanced fastening at enhanced pressure zones (i.e. perimeters, and corners).
2. Panel shall be roll formed in continuous lengths from eave to ridge. Maximum lengths shall be described in the Roofing Application Standard RAS 133.
3. All panels shall be permanently labeled with the manufacturer's name and/or logo, and the following statement: "Miami-Dade County Product Control Approved."
4. Fire classification is not part of this acceptance; refer to a current Approved Roofing Materials Directory for fire ratings of this product.



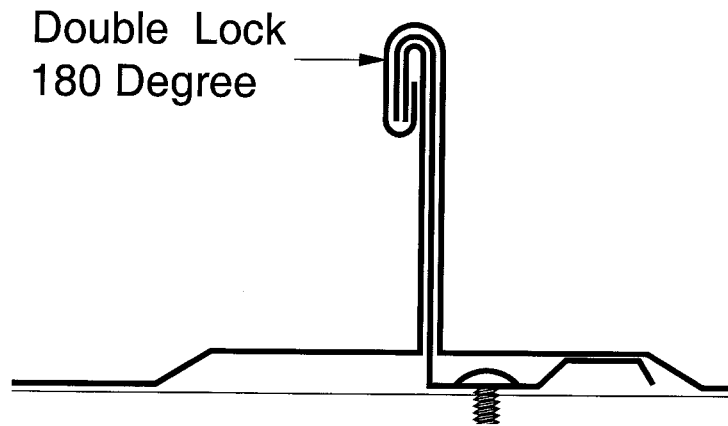
PROFILE DRAWING:



CURVED ZEE-LOCK PANELS



CURVED ZEE-RIB CLIP



END OF THIS ACCEPTANCE

