



**BUILDING CODE COMPLIANCE OFFICE (BCCO)
PRODUCT CONTROL DIVISION**

**MIAMI-DADE COUNTY, FLORIDA
METRO-DADE FLAGLER BUILDING
140 WEST FLAGLER STREET, SUITE 1603
MIAMI, FLORIDA 33130-1563
(305) 375-2901 FAX (305) 375-2908**

NOTICE OF ACCEPTANCE (NOA)

**Berridge Manufacturing Company
1720 Maury
Houston, TX. 77026**

SCOPE:

This NOA is being issued under the applicable rules and regulations governing the use of construction materials. The documentation submitted has been reviewed by Miami-Dade County Product Control Division and accepted by the Board of Rules and Appeals (BORA) to be used in Miami Dade County and other areas where allowed by the Authority Having Jurisdiction (AHJ).

This NOA shall not be valid after the expiration date stated below. The Miami-Dade County Product Control Division (In Miami Dade County) and/or the AHJ (in areas other than Miami Dade County) reserve the right to have this product or material tested for quality assurance purposes. If this product or material fails to perform in the accepted manner, the manufacturer will incur the expense of such testing and the AHJ may immediately revoke, modify, or suspend the use of such product or material within their jurisdiction. BORA reserves the right to revoke this acceptance, if it is determined by Miami-Dade County Product Control Division that this product or material fails to meet the requirements of the applicable building code.

This product is approved as described herein, and has been designed to comply with the High Velocity Hurricane Zone of the Florida Building Code.

DESCRIPTION: Victorian Classic Shingle

LABELING: Each panel shall bear a permanent label with the manufacturer's name or logo, city, state and the following statement: "Miami-Dade County Product Control Approved", unless otherwise noted herein.

RENEWAL of this NOA shall be considered after a renewal application has been filed and there has been no change in the applicable building code negatively affecting the performance of this product.

TERMINATION of this NOA will occur after the expiration date or if there has been a revision or change in the materials, use, and/or manufacture of the product or process. Misuse of this NOA as an endorsement of any product, for sales, advertising or any other purposes shall automatically terminate this NOA. Failure to comply with any section of this NOA shall be cause for termination and removal of NOA.

ADVERTISEMENT: The NOA number preceded by the words Miami-Dade County, Florida, and followed by the expiration date may be displayed in advertising literature. If any portion of the NOA is displayed, then it shall be done in its entirety.

INSPECTION: A copy of this entire NOA shall be provided to the user by the manufacturer or its distributors and shall be available for inspection at the job site at the request of the Building Official.

This NOA consists of pages 1 through 5.

The submitted documentation was reviewed by Alex Tigera.



**NOA No.: 07-0412.01
Expiration Date: 10/18/12
Approval Date: 10/18/07
Page 1 of 5**

ROOFING SYSTEM APPROVAL:

Category: Roofing
Sub-Category: Metal, Panels(Non-Structural)
Material: Steel
Deck Type: Wood
Maximum Design Pressure -118.5 psf

TRADE NAMES OF PRODUCTS MANUFACTURED OR LABELED BY APPLICANT:

<u>Product</u>	<u>Dimensions</u>	<u>Test Specifications</u>	<u>Product Description</u>
Berridge Victorian/Classic Shingle	l = 13-7/8" w = 11" Thickness = 24 ga.	TAS 125	G-90 galvanized or galvalume shingles coated with various approved coatings, Fluoroceram.

TRADE NAMES OF PRODUCTS MANUFACTURED BY OTHERS:

<u>Product</u>	<u>Dimensions</u>	<u>Product Description</u>	<u>Manufacturer</u>
Fasteners	Min. #12 x 1"	Corrosion resistant, pan head screws	Generic

EVIDENCE SUBMITTED

<u>Test Agency</u>	<u>Test Identifier</u>	<u>Test Name/Report</u>	<u>Date</u>
BASF	Lab Test Certification	ASTM B-117 ASTM G-23	06/05/06
Hurricane Test Laboratories, Inc.	0307-0127-04	TAS 125	03/09/04
Q.C. Metallurgical Laboratory, Inc.	1238-01	ASTM E8	09/06/07
PRI Asphalt Technologies, Inc.	BMC-004-02-01	TAS 100	04/04/07



APPROVED ASSEMBLIES

SYSTEM A-1:	Victorian/Classic Shingle
Deck Type:	Wood, Non-insulated
Deck Description:	New Construction or Re-Roof $1\frac{5}{32}$ " or greater plywood or wood plank.
Slope Range:	3":12" or greater
Maximum Uplift Pressure:	-118.5 psf (See System Limitation #1)

Deck Attachment: In accordance with applicable Building Code, but in no case shall it be less than 8d ring shank nails spaced 6" o.c. In reroofing, where the deck is less than $1\frac{19}{32}$ " thick (Minimum $1\frac{15}{32}$ ") The above attachment method must be in addition to existing attachment.

Underlayment: Minimum underlayment shall be an ASTM D 226 Type II installed with a minimum 4" side-lap and 6" end-laps. Underlayment shall be fastened with corrosion resistant tin-caps and 12 gauge 1 $\frac{1}{4}$ " annular ring-shank nails, spaced 6" o.c. at all laps and two staggered rows 12" o.c. in the field of the roll. Or, any approved underlayment having a current NOA.

Valleys: Valley construction shall be in compliance with Roofing Application Standard RAS 133 and with Berridge Manufacturing Company's current published installation instructions.

Fire Barrier Board: Any approved fire barrier having a current NOA. Or for class A or B fire rating, install minimum $\frac{1}{4}$ " thick Georgia Pacific "Dens Deck" (with current NOA) or minimum 4mm thick of Tritex, RockRoof (with current NOA) or $\frac{5}{8}$ " water resistant type X gypsum sheathing with treated core and facer.

Metal Panels and Accessories: Install the "Victorian/Classic Shingle" and accessories in compliance with Berridge Manufacturing's current, published installation instructions and details. Flashing, penetrations, valley construction and other details shall be constructed in compliance with the minimum requirements provided in Roofing Application Standards RAS 133.

1. Berridge Victorian/Classic Shingle shall be attached to the plywood substrate with a minimum of two #12 panhead, corrosion resistant screws of sufficient length to penetrate through the sheathing a minimum of $\frac{3}{16}$ ". Fasteners shall be placed in accordance with fastener detail herein as follows:

Shingle shall be fastened with a minimum of two screws located preformed holes in the lock seam of each shingle. The male end of the next shingle is tucked in the female end of the previous shingle to form a lock. The shingles shall be placed in a staggered panel.

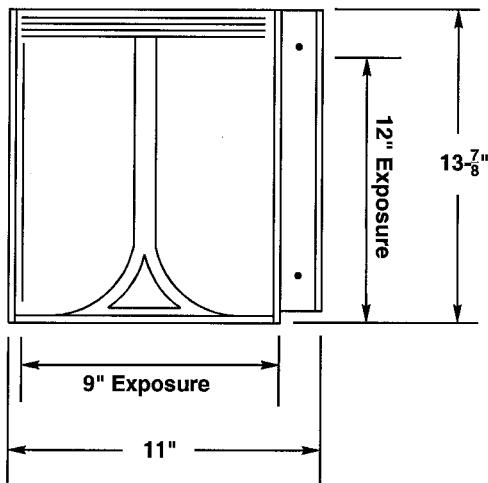


SYSTEM LIMITATIONS

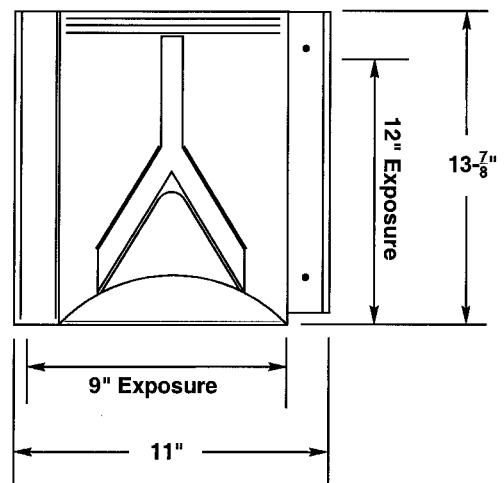
1. The maximum designed pressure listed herein shall be applicable to all roof pressure zones (i.e. field, perimeters, and corners). Neither rational analysis, nor extrapolation shall be permitted for enhanced fastening at enhanced pressure zones (i.e. perimeters, extended corners and corners).
2. All panels shall be permanently labeled with the manufacturer's name or logo, and the following statement: "Miami-Dade County Product Control Approved."
3. All products listed herein shall have a quality assurance audit in accordance with the Florida Building Code and Rule 9B-72 of the Florida Administrative Code.

PROFILE DRAWINGS

DETAIL A



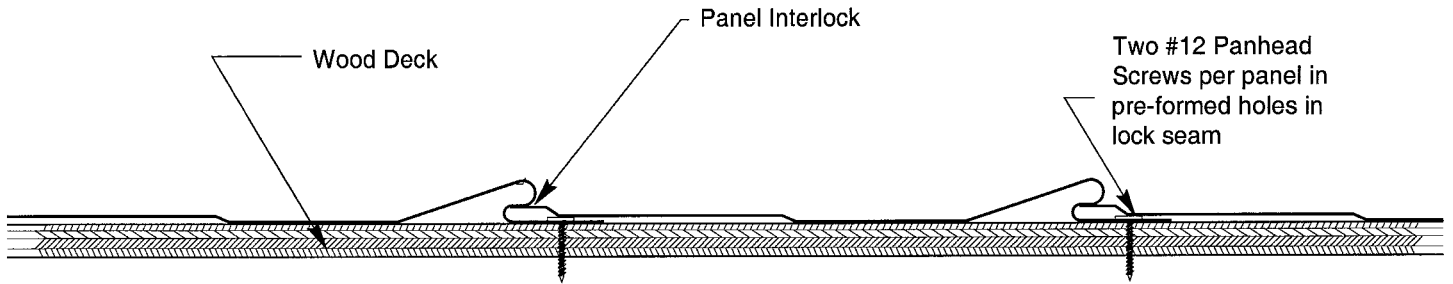
VICTORIAN SHINGLE



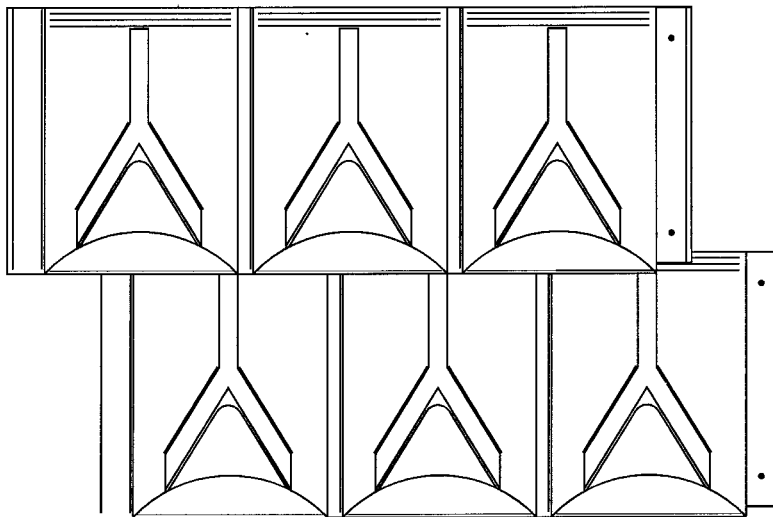
CLASSIC SHINGLE



DETAIL B



ASSEMBLY PROFILE (N.T.S.)



ASSEMBLY PLAN VIEW

END OF THIS ACCEPTANCE

