


Evaluation Report
of
Berridge Manufacturing Company
“R-Panel”
Metal Wall Panel Assembly
for
Florida Product Approval
FL 11462.8
Florida Building Code 2007
Per Rule 9B-72
Method: 1 - D
Category: Panel Walls
Sub - Category: Siding

Product: *“R-Panel” Wall Panel*
Material: *Steel*
Panel Thickness: *24 or 26 Gauge Min.*
Panel Width: *36”*
Support Type: *Steel Supports*

Prepared for:
Berridge Manufacturing Company
1720 Maury Road
Houston, TX 77026

Prepared by:
James L. Buckner, P.E.
Florida Professional Engineer # 31242
Florida Evaluation ANE ID: 1916
Project Manager: Diana Galloway
Report No. 08-136-RPanel-36-S6G-ER
Date: 9 / 29 / 08

Contents:
Evaluation Report Pages 1 – 6



James L. Buckner, P.E.
Florida P.E. # 31242
10/9/08



C-BUCK Engineering

Specialty Structural Engineering

CBUCK, Inc. Florida Certificate of Authorization # 8064

Manufacturer:	Berridge Manufacturing Company
Product Name:	“R-Panel” Wall Panel
Product Category:	Panel Walls
Product Sub-Category	Siding
Compliance Method:	State Product Approval Rule 9B-72.070 (1) (d)
Panel Description:	“R-Panel”, Steel, Lapped, Wall Panel attached to Steel Girts.
Panel Material / Standards:	Material: Steel Yield Strength: 40 ksi minimum Corrosion Resistance: Material shall comply with the Florida Building Code (FBC), 2007 Section 1507.4.3.
Panel Dimension(s)	Thickness: 24 or 26 gauge minimum Width: 36” Maximum (Net Coverage Width) Rib Height: 1-1/4”
Support Type:	Steel Supports (Design of support system is not included in this evaluation)
Support Description:	<ul style="list-style-type: none">• Thickness: 16 gauge minimum• Yield strength: 50 ksi minimum
Fire Classification:	Fire Classification is outside the scope of Rule 9B-72, and is therefore not included in this evaluation. Additional approved substrates may be added for Fire Classification purposes.

C-BUCK Engineering

Specialty Structural Engineering

CBUCK, Inc. Florida Certificate of Authorization # 8064

Attachment Component Description:

Panel to Support Fasteners

Any of the following fasteners may be used:

- #12 - 14 x 3/4" minimum penetration through support
Hex-washer Head Self-drilling screws with a 5/8" OD formed steel washer and a neoprene sealing washer
- 1/4" -14 x 3/4" minimum penetration through support
Hex-washer Head Self-drilling screws with a 5/8" OD dome shaped steel washer and a neoprene sealing washer
- #14 -10 x 3/4" minimum penetration through support
Hex-washer Head Self-drilling screws with a 5/8" OD dome shaped steel washer and a neoprene sealing washer

Corrosion Resistance: Per FBC Section 1507.6.6 and 1507.4.4

Standard: Per SAE J78-1979

Panel to Panel, Stitch Fasteners

Size: #12 - 14 x 1"

Type: Hex-washer Head Self-drilling screws with a 5/8" OD formed steel washer and a neoprene sealing washer

Corrosion Resistance: Per FBC Section 1507.6.6 and 1507.4.4

Standard: Per SAE J78-1979

Installation:

Berridge "R-Panel" Wall Panel Attachment:

Panel to Supports:

- **Support /Girt Spacing: 60" o.c.** maximum
- **Fastener spacing: 12" o.c.**
(along the girt, adjacent to every major corrugation)
Minimum fastener penetration or embedment into girts, 3/4".

Panel to Panel, Stitching:

- **Sidelap spacing: 20" o.c.**
(along the length of the side laps and within 3" from each end)

Install the system in compliance with the attached installation method. Refer to manufacturer's installation instructions as a supplemental guide for attachment.

Allowable Design Pressure: - 52.5 psf (Safety Factor of 2 : 1)

Maximum Vertical Panel Spans= 60"
(Based on 2 or more spans)

NOTE:

1. Negative Pressure Outward

C-BUCK Engineering

Specialty Structural Engineering

CBUCK, Inc. Florida Certificate of Authorization # 8064

- Quality Assurance:** The manufacturer has demonstrated compliance of wall panel products in accordance with the Florida Building Code and Rule 9B-72.070 (3) for manufacturing under a quality assurance program audited by an approved quality assurance entity through **Underwriter's Laboratories, Inc.** (FBC Organization #: QUA 1743)
- Performance Standards:** The product described herein has demonstrated compliance with:
- **UL580-94** – *Test for Uplift Resistance of Roof Assemblies—with Revisions through February 1998*
- Code Compliance:** The product described herein has demonstrated compliance with the Florida Building Code 2007, Section 1403.3.
- Evaluation Report Scope:** This product evaluation is limited to compliance with the structural wind load requirements of the Florida Building Code, as related to Rule 9B-72.
- System Limitations:** The required design wind loads shall be determined for each project per FBC, 2007, Section 1609. Any rational analysis computations shall consider web crippling and fastener pullout/pullover per AISI Cold-Formed Steel specification and prepared by a qualified design professional as required by FBC 2007, Sections 104, 105, 106. The maximum fastener and support spacing listed herein shall not be exceeded. Diaphragm and axial load capacity is outside the scope of this evaluation. This report does not evaluate use of this product in the High Velocity Hurricane Zone.
- Referenced Data:**
1. Uplift Class 90 Based on UL580-94 (with 1998 Revisions) Uplift Test
By Underwriter's Laboratories, Inc. (FBC Organization #CER ID: 1739)
UL File #TGKX.161, Current as of 9/1/08
 2. Quality Assurance
Underwriters Laboratories, Inc. (FBC Organization #QUA ID:1743)
 3. Certification of Independence
By James L. Buckner, P.E. @ CBUCK Engineering
(FBC Organization# ANE ID: 1916)

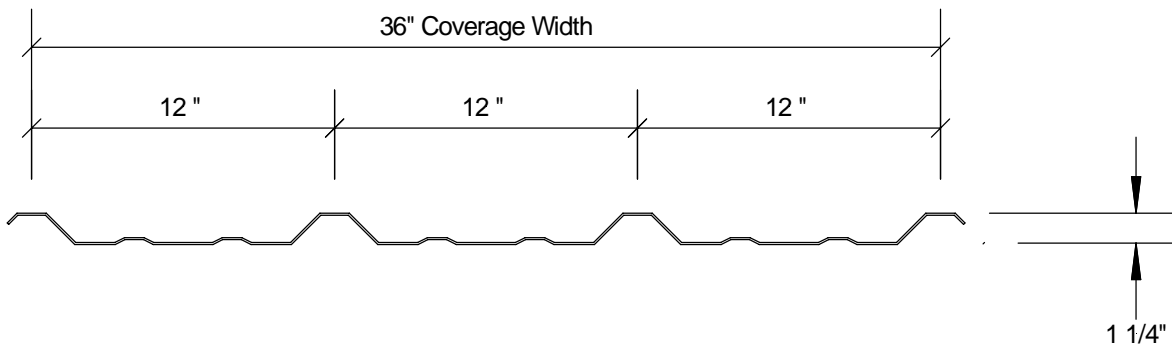
C-BUCK Engineering

Specialty Structural Engineering

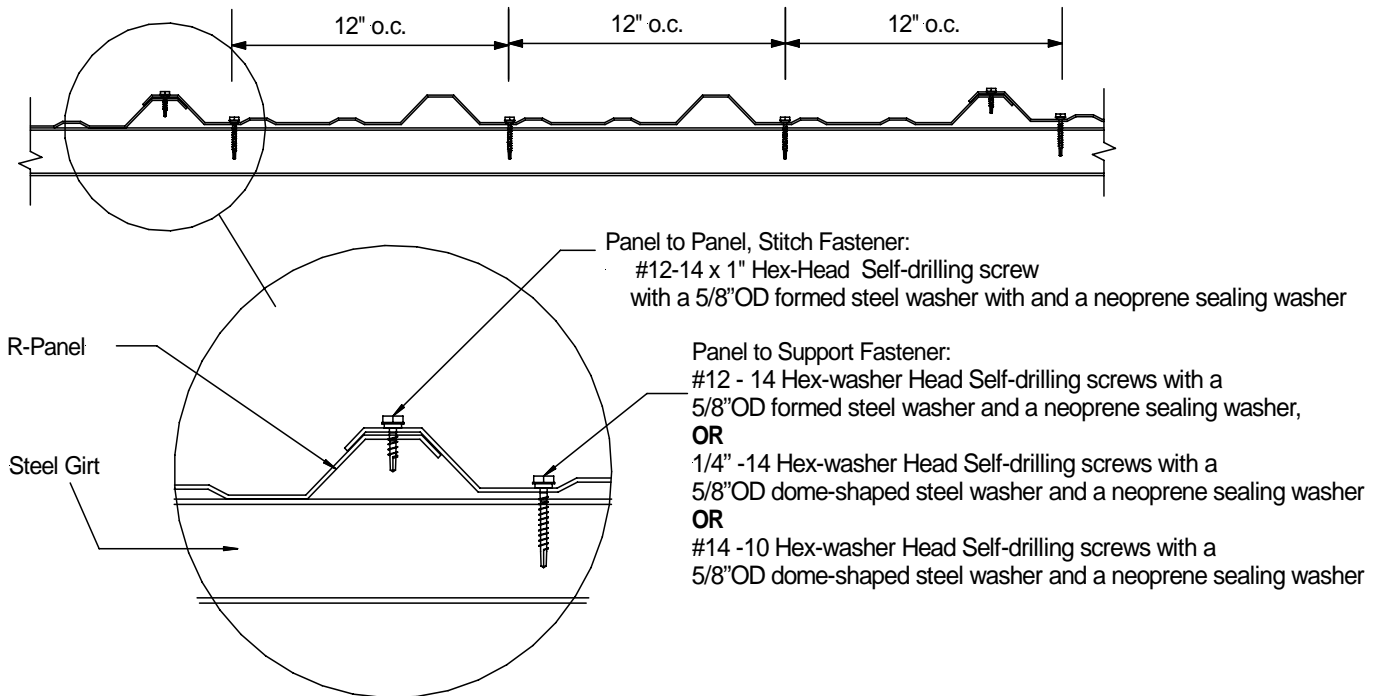
CBUCK, Inc. Florida Certificate of Authorization # 8064

Installation Method Berridge Manufacturing Company "R-Panel" (24 or 26 Ga. Min.) Wall Panel Attached to Steel Girts

Profile Drawings



Typical Panel Profile View



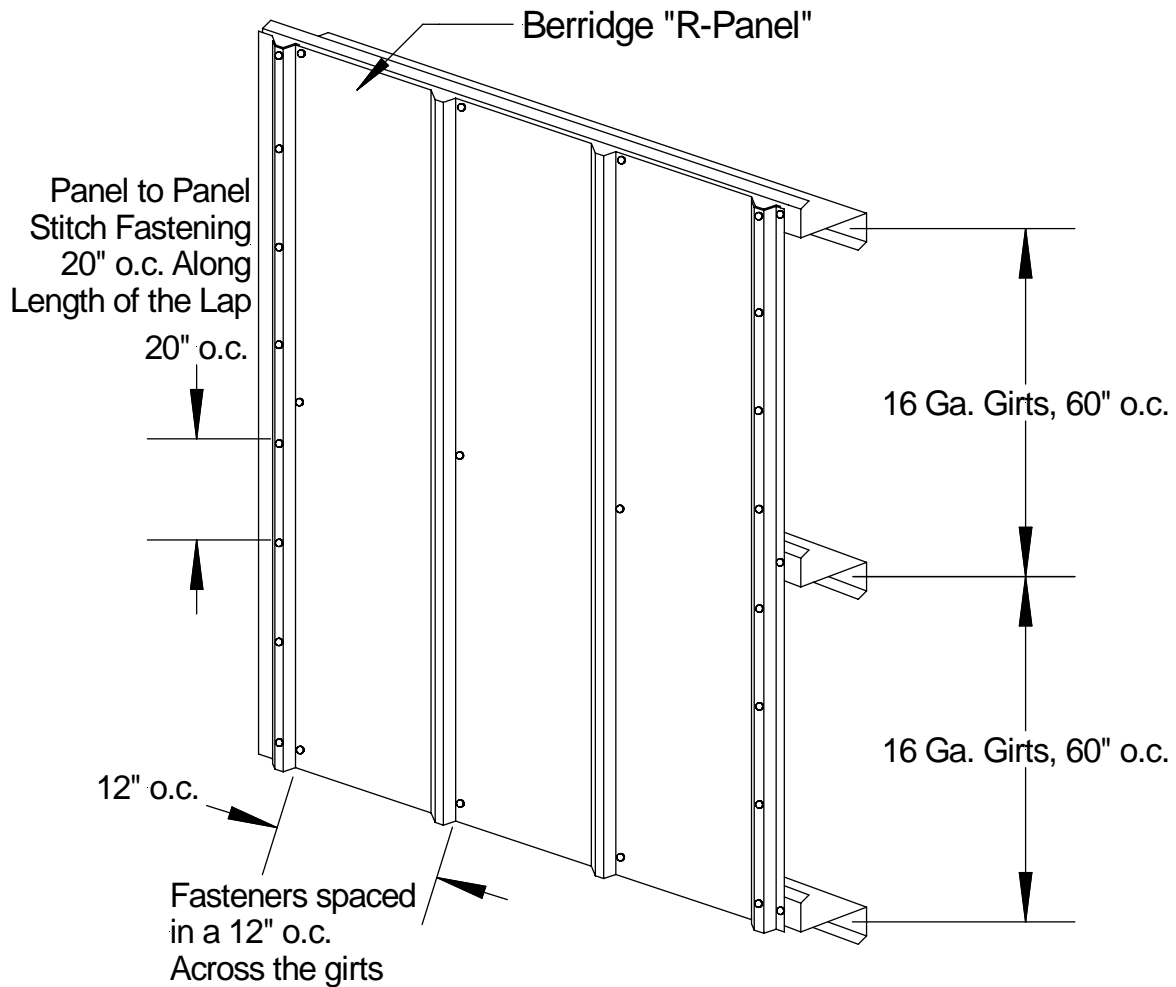
Assembly Profile View
(Typical Fastening Pattern Along Girt – Interior)

C-BUCK Engineering

Specialty Structural Engineering

CBUCK, Inc. Florida Certificate of Authorization # 8064

Installation Method Berridge Manufacturing Company "R-Panel" (24 or 26 Ga. Min.) Wall Panel Attached to Steel Girts



Typical Assembly Isometric View (Exterior)