

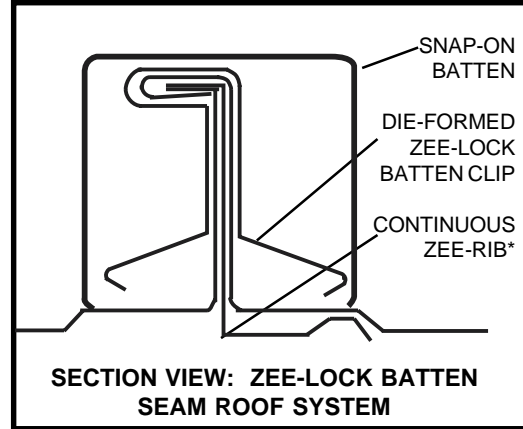
PRODUCT DESCRIPTION

No.:PD-892-1

BERRIDGE ZEE-LOCK BATTEN SEAM Standing Seam / Batten Seam Roof System

Provides both Batten Seam Appearance and Machine-Seamed U.L.-90 Rated Performance over open purlin framing or solid sheathing. Use for roofs, mansards, fascia.

- Attractive Batten appearance
- Spans over Open purlins
- UL 90 Listed
- ASTM E-330 Modified Resistance
- 2" High Standing Seam Sidelap
- Mechanically-Seamed Sidelap




*Not for use with Vinyl Weatherseal.

When the aesthetic appearance of a bold, batten seam roof is desired and the roof must also possess the performance of a U.L. 90 and/or ASTM E-330 (modified) wind uplift rated roof, the new Berridge Zee-Lock Batten Seam Roof is the perfect answer.

Because Zee-Lock Batten Seam is based on the highly successful

Zee-Lock mechanically-seamed single-lock structural standing seam roof system, it is designed to be installed over either open purlin framing with a maximum spacing of five feet or solid substrate on roof slopes as low



ZEE-LOCK BATTEN SEAM PROVIDES A BOLD, NEW LOOK FOR THE POPULAR ZEE-LOCK STANDING SEAM ROOF SYSTEM.

as three in twelve (3:12) (Consult Berridge for lower slope applications). This system also carries the popular Under-

writers Laboratories U.L. 90 Wind Uplift Rating either uninsulated or with either rigid insulation board (4" maximum thickness) or blanket insulation with one-inch thick thermal block.

Converting the completed Zee-Lock roof to a Batten Seam roof is as easy as installing the Die-

Formed Zee-Lock Batten Clips at thirty-six inch centers on the single-lock sidelap, using the Berridge HandCrimper Tool then snapping the battens into place.

At the eaves, Batten End Caps may be used at panel terminations, or the panel may be turned down

at the eave, using the Zee-Lock Bending Fixture and cutting and turning down the Snap-On Battens.

Berridge Manufacturing Company



7

Moisture & Thermal Protection:
Metal Roofing & Siding Products




BERRIDGE MANUFACTURING COMPANY

1720 MAURY STREET / HOUSTON, TEXAS / 77026 / (713) 223-4971 / 1-800-231-8127 / FAX 713-236-9422

**PRODUCT
DESCRIPTION**

No.:PD-892-1




POSITION ZEE-LOCK BATTEN CLIP ASTRIDE SEAMED SIDELAP

Simply snap the die-formed Zee-Lock Batten Clips over the previously machine-seamed side lap at thirty-six inch (36") intervals. The upturned clip leg should be on the same side as the seamed single-lock Zee-Lock side lap as shown in the photo at left.




CRIMP THE CLIP ONTO THE SIDE LAP

Use the Berridge Hand Crimper Tool to securely lock the die-formed Zee-Lock Batten Clip onto the machine-seamed Zee-Lock Side Lap. Simply open the tool, position it onto the clip and crimp it securely over the lap. The clip is die-formed to the same configuration as the Zee-Lock side lap.



ATTACHED CLIPS CONFORM TO ZEE-LOCK SIDE LAP

Observe the crimped clip and be sure that it closely conforms to the Zee-Lock Standing Seam Side Lap configuration and that its vertical legs are snug against the vertical Zee-Lock side lap legs.



INSTALL CLIPS AT 36-INCH INTERVALS ALONG ZEE-LOCK SIDE LAP

Follow the above procedure to install Zee-Lock Batten Clips along the Zee-Lock Side Lap at thirty-six inch (36") intervals to receive the roll-formed snap-on Batten Caps.



PRODUCT DESCRIPTION

No.:PD-892-1




POSITION THE SNAP-ON BATTEN ONTO THE ZEE-LOCK BATTEN CLIPS

Hook the Batten over the flared-out leg of one side of the Die-Formed Zee-Lock Batten Clips and rotate the batten onto the clip leg on the opposite side of the Zee-Lock Side Lap.



SNAP THE BATTEN INTO PLACE

Apply hand pressure and moderate weight to the top of the Batten till it snaps into place over both flared-out legs of the Zee-Lock Batten Clips which are clamped over the side lap at thirty-six inch (36") intervals.



THE COMPLETED ZEE-LOCK BATTEN SEAM ASSEMBLY IS BOTH FUNCTIONAL AND ATTRACTIVE

The bold, massive snap-on battens combine with the distinctive Zee-Lock shoulder ribs and flat pan to form a new and attractive panel design. In addition to its clean, sleek lines, Zee-Lock Batten Seam delivers U.L.-90 performance. Because the new Zee-Lock Batten Seam System is based on the tried and proven Underwriters Laboratory-test and U.L.-90 Wind Uplift Rated machine-seamed Zee-Lock Standing Seam panel, this new system provides U.L.-90 performance with fastener penetrations and substantial installation labor savings. As an added benefit, eave turn-down of the batten cap is a relatively simple procedure and yields an clean, attractive eave fascia.

Berridge Manufacturing Company



7

Moisture & Thermal Protection:
Metal Roofing & Siding Products



BERRIDGE MANUFACTURING COMPANY

1720 MAURY STREET / HOUSTON, TEXAS / 77026 / (713) 223-4971 / 1-800-231-8127 / FAX 713-236-9422